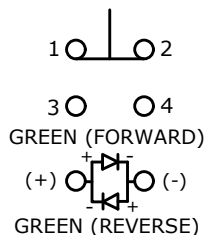


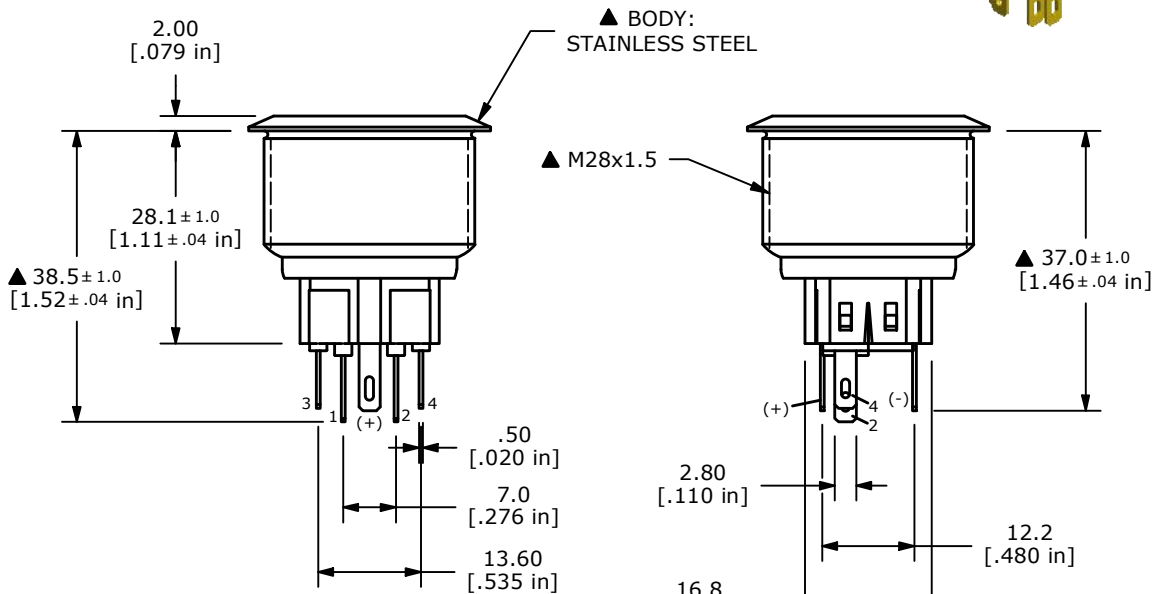
▲ SWITCH FUNCTION

POS. 1	POS. 2
1-2 ON 3-4 OFF	1-2 (OFF) 3-4 (ON)

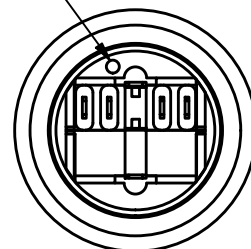


( ) = MOMENTARY

CONTACT CONFIGURATION  
 ▲ SPDT ON-(OFF) / OFF-(ON)  
 ( ) DENOTES MOMENTARY FUNCTION



DOT DENOTES LED COLOR



NOTE:

- ALL DIMENSIONS IN MM [INCH]
- GENERAL TOLERANCE: X.X = ± 0.4  
X.XX = ± 0.25
- TERMINAL NUMBERS FOR REF. ONLY
- RATING: 2A @ 48VDC
- CONTACT RESISTANCE: 50mΩ MAX. @ 1A 12VDC
- INSULATION RESISTANCE: 1,000MΩ @ 500VDC
- DIELECTRIC STRENGTH: 2,000VAC MIN. FOR 1 MINUTE
- ELECTRICAL LIFE: 50,000 CYCLES
- OPERATING TEMPERATURE: -20°C TO 55°C
- INGRESS PROTECTION: IP66
- SUPPLIED HARDWARE: O-RING AND HEXNUT
- ▲ DENOTES CRITICAL PARAMETER
- ILLUMINATION COLOR: GREEN
- ILLUMINATION VOLTAGE: BASE VOLTAGE 2.8V

REV	PCR NO	DESCRIPTION	DATE	BY
C	24648	UPDATE THREAD LENGTH TO 15.0	12/18/20	JM
B	23840	UPDATED RATING TO IP66	4/8/19	MJR
A	22084	RELEASE FOR PRODUCTION	12/8/15	MW



TITLE PV9F2Y0SS331				
SCALE 1:1	DATE 12/8/2015	DR MW	DWG 52-PV9F2Y0SS331	REV C